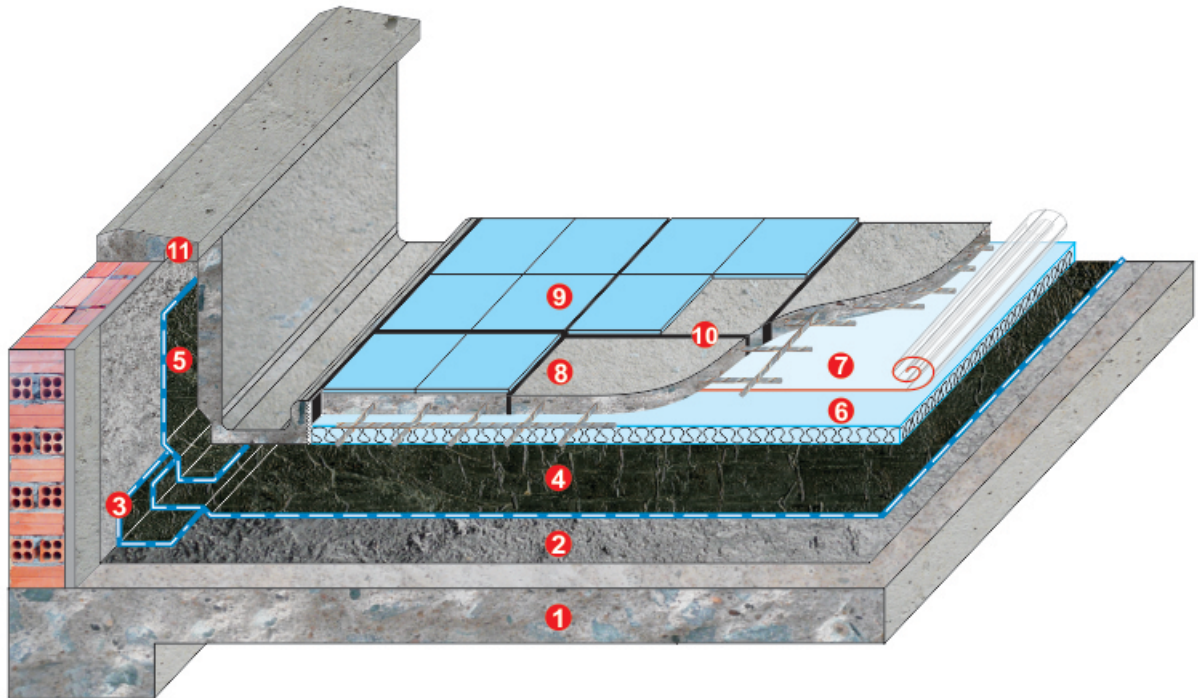




SOPRALENE FLAM 180 WINLUCK






WATERPROOFING TO FLOOR & WALL

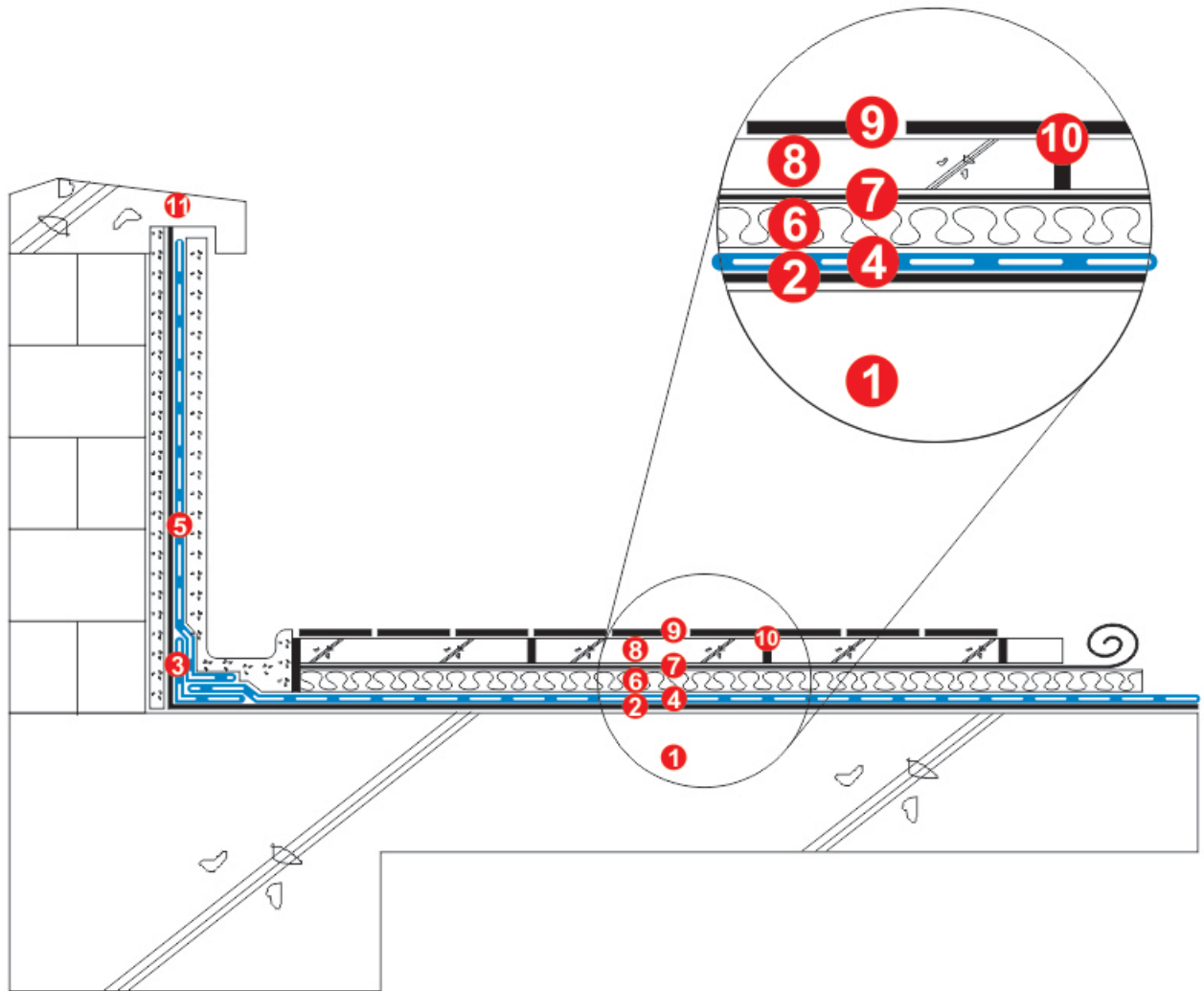
1. R.C. floor slab
2. Primer coat
3. **SOPRALENE FLAM 180** corner reinforcement
4. **SOPRALENE FLAM 180** waterproofing system
5. **SOPRALENE FLAM 180** to upturn
6. Winluck: Insulation board, 50 Kg/m³, 25mm, 50mm
7. P.E film or geotextile
8. Protection screed with wire mesh, 50 mm thickness
9. Optional tile finish
10. Expansion joint 2m x 2m
11. Waterdrop Prevention

CHỐNG THẤM CHO SÀN & TƯỜNG

1. Đáy B.T.C.T.
2. Lớp Primer
3. Lớp gia cố góc: **SOPRALENE FLAM 180**
4. Hệ thống chống thấm: **SOPRALENE FLAM 180**
5. C.Thấm chân tường: **SOPRALENE FLAM 180**
6. Winluck: Tấm cách nhiệt, 50 Kg/m³, dày 25mm, 50mm
7. P.E film (tấm nilon) hoặc vải địa
8. Bê tông đá mi có lưới thép, dày 50mm
9. Gạch hoàn thiện (Tùy chọn)
10. Khe nhiệt 2m x 2m
11. Gờ chắn nước mưa



TYPICAL SPECIFICATION - QUY TRÌNH KỸ THUẬT



WATERPROOFING FOR / CHỐNG THÂM CHO
ACCESSIBLE ROOF WITH INSULATION
SÂN THƯỢNG, MÁI ĐI LẠI CÓ CÁCH NHIỆT

Project:

WATERPROOFING TO FLOOR & WALL

1. R.C. floor slab
2. Primer coat
3. **SOPRALENE FLAM 180** corner reinforcement
4. **SOPRALENE FLAM 180** waterproofing system
5. **SOPRALENE FLAM 180** to upturn
6. Winluck: Insulation board, 50 Kg/m³, 25mm, 50mm
7. P.E film or geotextile
8. Protection screed with wire mesh, 50 mm thickness
9. Optional tile finish
10. Expansion joint 2m x 2m
11. Waterdrop Prevention



Manufacture & Supplier by:

Design & installation by:

